
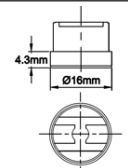
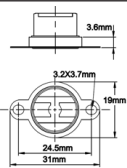
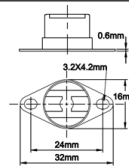
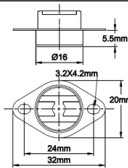


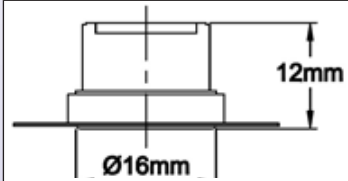
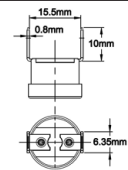
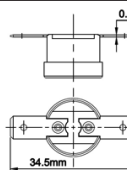
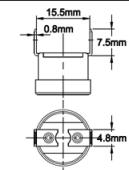
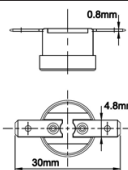
# Snap action bimetal disc thermostat, 1/2" disc. 12 mm thickness, 16A 250V Type 4903

## DIMENSIONS

## Main bracket types

				
	1 No bracket	2 Loose bracket	3 Flat fixed bracket	4 Extended cup bracket

## Main terminal types

				
	A 6.3 vertical	B 6.3 horizontal	C 4.8 vertical	D 4.8 horizontal

## TECHNICAL FEATURES

**Case:** Phenolic resin (ceramic on request)

**Sensing element:** Bimetal disc

**Calibration:** Factory fixed setting, from 15°C to 150°C, 5 to 302°F F (200°C, 392°F with ceramic body). Not adjustable. Standard calibration tolerances ±4°C to ±6°C, ±39.2°F to 42.8°F upon models

**Terminals:** 6.3 or 4.8 quick connect, or welding terminals

**Differential:** Factory set, from 10°C to 25°C, 50°F to 77°F

**Mounting:** with or without bracket

**Main Bracket models:**

- Loose bracket, two oval holes 3.2 x 3.5, for M3 screws, 24.5 mm distance
- Flat fixed bracket, two oval holes 3.2 x 3.5, for M3 screws, 24.5 mm distance
- Flat cup bracket, two oval holes 3.2 x 4.2, for M3 screws, 24 mm distance
- M4 or M5 center stud on request

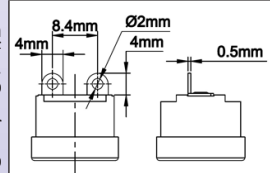
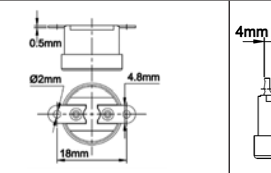
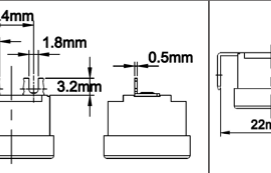
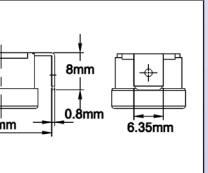
**Cap materials:** stainless steel (SS) or aluminum (AL)

**Ratings:**

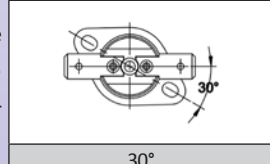
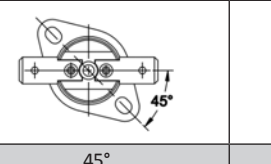
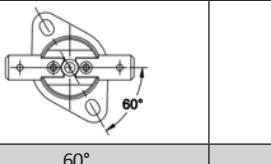
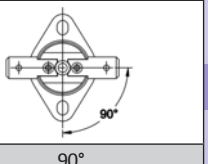
**UL:** AC120V/15A, AC240V/10A

**CSA:** AC 125V/15A, AC250V/8A

**VDE:** AC 250V/16A

			
E Vertical solder, radius output	F Horizontal solder	G Open vertical solder	H 6.3 vertical downside

## Angle between terminals and bracket

			
30°	45°	60°	90°



**MAIN REFERENCES (usually available from stock\*)**

References	Open ** °C/°F	Tolerance ±°C/ ±°F	Close °C/°F	Tolerance ±°C/ ±°F	Bracket Nr	Bracket material	Terminal Nr	Angle terminal- bracket
4903EJ00905CCSV037	10/50	3/37.4	5/41	4/39.2	1	AL	E	N/A
4903EJ00905CCSVM37	10/50	3/37.4	5/41	4/39.2	2	AL	E	N/A
4903EJ01808CL6VM37	18/64.4	3/37.4	10/50	4/39.2	2	AL	A	N/A
4903EJ04010CCSVF44	40/104	3/37.4	30/86	3/37.4	4	SS	G	45°
4903EJ04512CL6V037	45/113	3/37.4	33/91.4	4/39.2	1	AL	A	N/A
4903EJ04512CL6VM37	45/113	3/37.4	33/91.4	4/39.2	2	AL	A	N/A
4903EJ05010DL6VM39	50/122	4/39.2	40/104	5/41	2	AL	A	90°
4903EJ05010DCSVF47	50/122	4/39.2	40/104	3/37.4	1	SS	G	N/A
4903EJ05510DCSVF44	55/131	4/39.2	45/113	3/37.4	4	SS	G	45°
4903EJ06010CL6HM37	60/140	4/39.2	50/122	5/41	2	AL	B	N/A
4903EJ06010CL6VM37	60/140	4/39.2	50/122	5/41	2	AL	A	N/A
4903EJ06010DCSV037	60/140	4/39.2	50/122	5/41	1	AL	E	N/A
4903EJ06010DCVM37	60/140	4/39.2	50/122	5/41	2	AL	E	N/A
4903EK07010CL6VM37	60/140	4/39.2	70/158	5/41	2	AL	A	N/A
4903EJ06010DCSVF34	60/140	4/39.2	50/122	3/37.4	4	AL	G	45°
4903EJ06015DCSVF34	60/140	4/39.2	45/113	4/39.2	4	AL	G	45°
4903EJ06510CL6V037	65/149	4/39.2	55/131	5/41	1	AL	A	N/A
4903EJ06510DL6VF39	65/149	4/39.2	55/131	5/41	4	AL	A	90°
4903EJ06510DCSVF47	65/149	4/39.2	55/131	3/37.4	1	SS	G	N/A
4903EJ07020DL6VM37	70/158	4/39.2	50/122	5/41	2	AL	A	N/A
4903EJ07010CL6VF37	70/158	4/39.2	60/140	5/41	4	AL	A	90°
4903EJ07010DCSVF34	70/158	4/39.2	60/140	3/37.4	4	AL	G	45°
4903EJ07510DCSVF44	75/167	4/39.2	65/149	3/37.4	4	SS	G	45°
4903EJ07510DCSVF34	75/167	4/39.2	65/149	3/37.4	4	AL	G	45°
4903EJ08016DL6HM37	80/176	4/39.2	64/147.2	5/41	2	AL	B	N/A
4903EJ08818DL6VM37	88/190.4	4/39.2	70/158	5/41	2	AL	A	N/A
4903EJ09510CCSVF44	95/203	3/37.4	85/185	3/37.4	4	SS	G	45°

\* Products usually available from stock in one of the Ultimheat Alliance members

\*\* Temperature in red= close on rise model

**These thermostats can be fitted inside various housings, overmolded and wired\*. Some examples:**

									
Dia 18 mm tubular pocket	Waterproof tube mounting	Waterproof, with electrical contact protection	Waterproof, epoxy resin potted, 2 thermostats with the same bracket	Waterproof, 1/2" fitting	Waterproof, M20 fitting	Waterproof, Cnomo connector	Waterproof, automotive connector	Pipe mounting with connection box	Cable output, with flexible boot

\* These assemblies are made in the UL certified wiring harnesses production line of JPC

