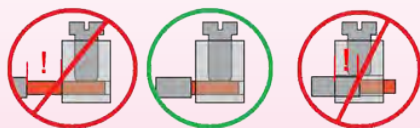



Screw terminal block use



For proper use of these screw terminals, it is first necessary to strip the leads on the specified length. A too long stripping reduces insulation distances and may lead to a short circuit when the cables are twisted or bent. A too short stripping makes the insulation penetrate the terminal, with the risk of tightening on the insulation.

As this terminal block will generally be located in a hot zone, with alternative cycles of heating and cooling, screws should be tightened with the recommended torque to prevent loosening of terminals due to thermal cycling.

Tubular connection box with screw terminal block for heating cables



It is used to connect two cables end to end or for connecting a flat heating cable on a non-heating round cable without heating and without silicone filling.

It also enables mechanical protection around two cables connected together by crimping and insulated with shrink sleeves.

Protection: black anodized aluminum tube, dia 22 mm x 150 mm

End fittings: M20x1.5. To mount at each end either a standard cable gland M20x1.5 or pads for flat cables M20x1.5

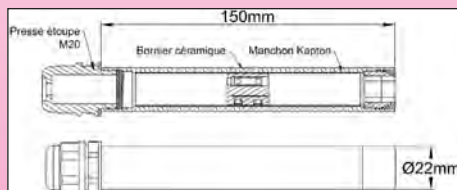

Internal connection: a 3 poles round ceramic block with screw terminals, gauge 2.5 mm².

Stripping length: 6+1/-0mm.

Maximum lead diameter: 3.2 mm.

Torque: 0.6 Nm +/-25%

Electrical insulation of the tube: internal Kapton sleeve



References	Ceramic screw terminal block	End A	End B
66FS150022000C12	yes	Gland ISO M20 polyamide	Gland ISO M20 polyamide
66FS150022000C22	yes	No gland, no accessories	No gland, no accessories
66FS150022000C32	yes	Brass nut M20*	Brass nut M20*
66FS150022000C42	yes	Brass nut M20*	Gland ISO M20 polyamide
66FS150022000C13	no	Gland ISO M20 polyamide	Gland ISO M20 polyamide
66FS150022000C23	no	No gland, no accessories	No gland, no accessories
66FS150022000C33	no	Brass nut M20*	Brass nut M20*
66FS150022000C43	no	Brass nut M20*	Gland ISO M20 polyamide

*: gland accessories to be ordered separately, see references on page 57

Note: these tubular housings are in aluminum so the heat from the heating cables can quickly evacuate to the outside, without internal overheating. Plastic versions of the same size are available on request, but not recommended although more economic.

Example of connection in a tubular box



Regulatory labels



Plastic adhesive. Resistant to cold, UV, and weathering. To be put every 5m all over the insulation cover sheet.

Bag of 20 labels 180 x 60 mm French /English. Other languages on request.

References	6YTNT3000000207A
------------	------------------