




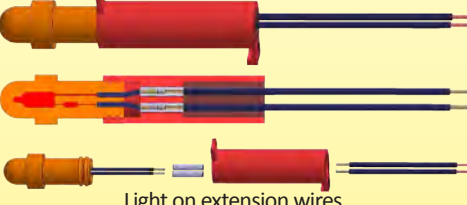
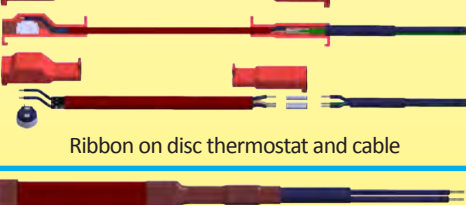
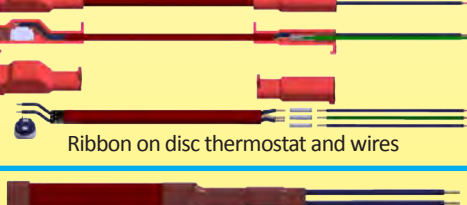
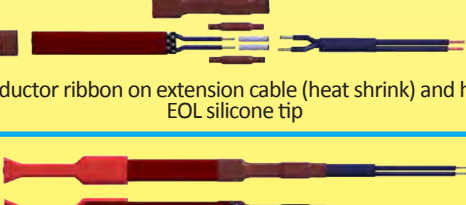
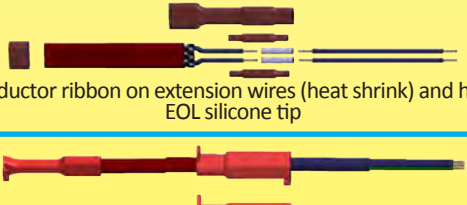



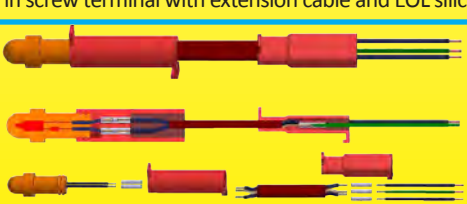


Mounting examples of heating ribbons on thermostats, lights, wires and extension cables

Because of permanent improvement of our products, drawings, descriptions, features used on these data sheets are for guidance only and can be modified without prior advice

 <p>Pt100 or NTC on extension cable</p>	 <p>Pt100 or NTC on extension wires</p>
 <p>M20 thermostat on extension cable</p>	 <p>M20 thermostat on extension wires</p>
 <p>Light on extension cable</p>	 <p>Light on extension wires</p>
 <p>Ribbon on disc thermostat and cable</p>	 <p>Ribbon on disc thermostat and wires</p>
 <p>2 or 3 conductor ribbon on extension cable (heat shrink) and heat shrink EOL silicone tip</p>	 <p>2 or 3 conductor ribbon on extension wires (heat shrink) and heat shrink EOL silicone tip</p>
 <p>2 or 3 conductor ribbon on extension cable (heat shrink) and EOL silicone tip</p>	 <p>2 or 3 conductor ribbon on extension cable and EOL silicone tip</p>
 <p>2 or 3 conductor ribbon on extension wires and EOL silicone tip</p>	 <p>Ribbon in screw terminal with extension cable and EOL silicone tip</p>
<p>2 or 3 conductor ribbon on light and extension cable</p>	<p>3 conductor ribbon on light and extension wires</p>

