
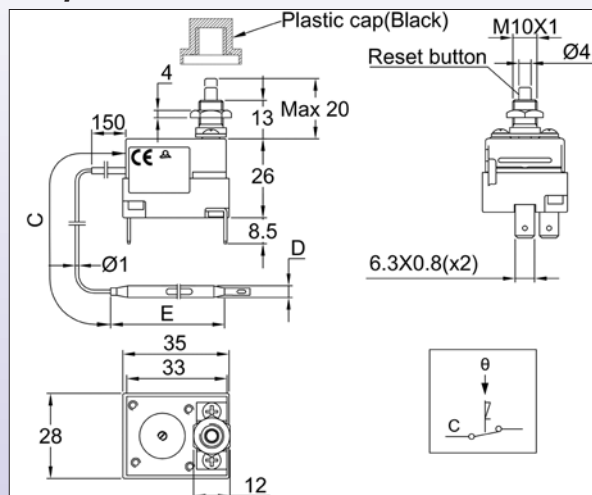


# Main bulb and capillary thermostats used in the Y housings

## Type 8L SPNC manual reset high limit, fail safe



**Housing dimensions:** 43 x 35 x 29 mm (without terminals)  
**Bulb and capillary:** stainless steel, capillary length 250mm or 1500 mm, 150 mm long PVC sleeve on capillary. Capillary minimum bending radius 5 mm.  
 Temperature sensing element: liquid filled bulb and capillary.  
**Terminals:** 6.35 x 0.8 quick connect terminals (M4 screws also available on request),  
**Adjustment:** fixed setting, sealed  
**Manual reset:** fail safe, fixed setting, front access reset button  
 Fail safe contact action by low temperature: Temperatures under -10°C will trigger the manual reset.  
**Mounting:** Front bushing, M10 x1 thread  
**Rating:** 16A 250/400VAC  
**Contacts:** SPST (snap action contact)  
**Max ambient temperature on body:** 150°C



### Main references

Reference	Calibration Temperature (°C)	Minimum resettable temperature (°C)	Capillary length (mm)	Bulb diameter (mm)	Bulb length (mm)	Max temperature on bulb (°C)
8L0080105AO61001	80+/-8	52	1500	6	77	105
8L0080105AA61001	80+/-8	52	250	6	77	105
8L0090115AO61001	90+/-8	60	1500	6	77	115
8L0110135AO61001	110+/-8	75	1500	6	77	135
8L0130155AO61001	130+/-8	80	1500	6	74	155
8L0150175AO61001	150+/-8	95	1500	6	74	175
8L0175200AO41001	175+/-8	115	1500	4	95	200
8L0220245AO41001	220+/-11	140	1500	4	90	245
8L0270295AO41001	270+/-13	160	1500	4	85	295
8L0300325AO41001	300+/-15	160	1500	4	82	325

Other temperatures and capillary lengths on request.

Because of permanent improvement of our products, drawings, descriptions, features used on these data sheets are for guidance only and can be modified without prior advice

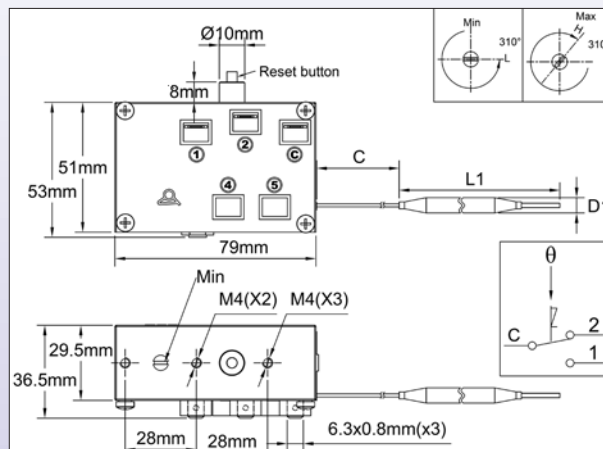


# Main bulb and capillary thermostats used in the Y housings

## Type KX SPDT manual reset high limit, adjustable, commercial type



**Housing dimensions:** 79 x 53 x 36 mm (without terminals)  
**Bulb and capillary:** copper for temperature ranges up to 50°C, stainless steel over, capillary length 1500 mm or 3000 mm. Capillary minimum bending radius 5mm.  
**Temperature sensing element:** liquid filled bulb and capillary.  
**Terminals:** 6.35 x 0.8 quick connect terminals (M4 screws also available on request),  
**Adjustment:** Dia. 6 mm shaft with 4.6 mm flat, (other lengths or fixed setting available on request).  
**Mounting:** Front bracket with 2 xM4 threads, 28 mm distance  
**Rating:** 15A (1/4 HP) 250VAC, 15A 400V res.  
**Contacts:** SPDT (snap action contact)  
**Electrical life:** >100.000 cycles at nominal rating



### Main references

Reference	Temperature range (°C)	Capillary length (mm)	Bulb diameter (mm)	Bulb length (mm)	Reset Differential (°C)	Max temperature on bulb (°C)
KXC-250252200	-25+25	1500	6.4	152	6+/-2	50
KXC-1001552000	-10+15	1500	6.4	152	6+/-2	50
KXC0000502000	0-50	1500	6.4	152	6+/-2	60
KXC0000705200	0-70	1500	4.8	120	10+/-3	160
KXC0000701200	0-70	3000	4.8	120	10+/-3	160
KXC0200905000	20-90	1500	4.8	120	10+/-3	160
KXC0200901000	20-90	3000	4.8	120	10+/-3	160
KXC0101505000	10-150	1500	4.8	120	10+/-3	160
KXC0101501000	10-150	3000	4.8	120	10+/-3	160
KXC0802000100	80-200	1500	4	100	20+/-4	320
KXC0503000100	50-300	1500	4	100	20+/-4	320
KXC0104507000	10-450	1500	4.8	120	40+/-6	760
KXC0104509000	10-450	3000	4.8	120	40+/-6	760
KXC0605007000	60-500	1500	4.8	120	40+/-6	760
KXC0605009000	60-500	3000	4.8	120	40+/-6	760
KXC1806007000	180-600	1500	4.8	120	40+/-6	760
KXC1806009000	180-600	3000	4.8	120	40+/-6	760
KXC2807008000	280-700	1500	3	300	40+/-6	760

Caution : Bulbs and capillaries of ranges higher than 300°C are filled with sodium potassium eutectic. If they leak or are broken this liquid is flammable if in contact with water

Because of permanent improvement of our products, drawings, descriptions, features used on these data sheets are for guidance only and can be modified without prior advice



# Main bulb and capillary thermostats used in the Y housings

## Type 8X DPNC manual reset high limit, fail safe



**Housing dimensions:** 43 x 35 x 29 mm (without terminals and diaphragm)

**Capillary:** copper, capillary length 250mm or 900 mm, 150 mm long PVC sleeve on capillary. Capillary minimum bending radius 5 mm.

For technical reasons, we do not recommend to use capillary length longer than 900 mm.

**Bulb:** copper, corkscrew type for temperatures from 60 to 130°C, tubular dia 6 mm from 130°C to 170°C

**Temperature sensing element:** Liquid-filled thermostatic assembly whose boiling causes tripping of the contact. Therefore, unlike liquid filled systems, these thermostats are sensitive to atmospheric pressure, and their reaction time is slower.

**Terminals:** 6.35 x 0.8 quick connect terminals Adjustment: fixed setting

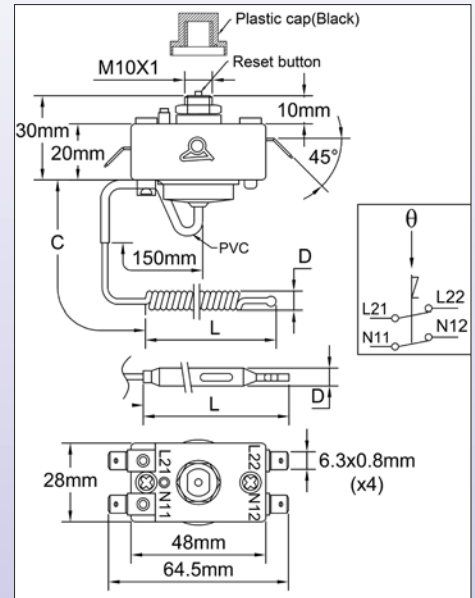
**Mounting:** Front bushing, with M10x1

**Manual reset:** fail safe action, front access button

**Rating:** 20A 250VAC

**Contacts:** DPST (snap action contact)

**Max ambient temperature on head:** 125°C



### Main references

Reference	Calibration Temperature (°C)	Minimum resettable temperature (°C)	Capillary length (mm)	Bulb diameter (mm)	Bulb length (mm)	Max temperature on bulb (°C)
8X0060090AI61001	60+/-5	20	900	6	50	90
8X0060090AA61001	60+/-5	20	250	6	50	90
8X0070100AI61001	70+/-5	30	900	6	50	100
8X0080110AI61001	80+/-5	40	900	6	50	110
8X0090120AI61001	90+/-5	50	900	6	50	120
8X0110140AI61001	110+/-5	70	900	6	50	140
8X0130160AI61001	130+/-6	90	900	6	60*	160
8X0150180AI61001	150+/-7	110	900	6	60*	180
8X0170200AI61001	170+/-7	130	900	6	60*	200

\* Cylinder bulb

Because of permanent improvement of our products, drawings, descriptions, features used on these data sheets are for guidance only and can be modified without prior advice

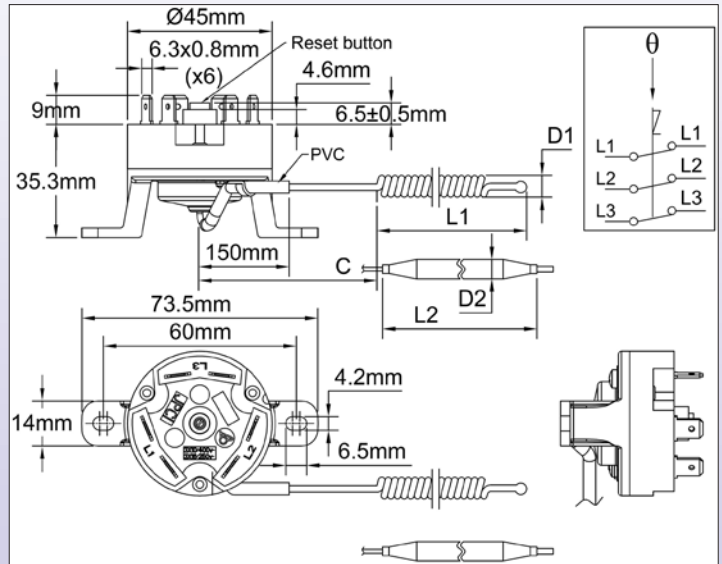


# Main bulb and capillary thermostats used in the Y housings

## Type 82 3 pole manual reset high limit, fail safe



**Housing dimensions:** dia 45 x 44.3 mm  
**Capillary:** copper, capillary length 250mm or 900 mm, 150 mm long PVC sleeve on capillary. Capillary minimum bending radius 5 mm. For technical reasons, we do not recommend to use capillary length longer than 900 mm.  
**Bulb:** copper, corkscrew type for temperatures from 60 to 130°C, tubular dia 6 mm from 130°C to 170°C  
**Temperature sensing element:** Liquid-filled thermostatic assembly whose boiling causes tripping of the contact. Therefore, unlike liquid filled systems, these thermostats are sensitive to atmospheric pressure, and their reaction time is slower.  
**Terminals:** 6.35 x 0.8 quick connect terminals  
**Adjustment:** fixed setting  
**Mounting:** Backside legs, 2 M4 screws, holes distance 60 mm  
**Manual reset:** fail safe action, center button  
**Rating:** 3 x16A 250VAC, 3 x10A 400VAC  
**Contacts:** ST, open on temperature rise (snap action contact)  
**Max ambient temperature on head:** 150°C



### Main references

Reference	Calibration temperature (°C)	Minimum resettable temperature (°C)	Capillary length (mm)	Bulb diameter (mm)	Bulb length (mm)	Max temperature on bulb (°C)
820060090AI61001	60+/-5	20	900	6	50	90
820060090AA61001	60+/-5	20	250	6	50	90
820070100AI61001	70+/-5	30	900	6	50	100
820080110AI61001	80+/-5	40	900	6	50	110
820090120AI61001	90+/-5	50	900	6	50	120
820110140AI61001	110+/-5	70	900	6	50	140
820130160AI61001	130+/-6	90	900	6	60*	160
820150180AI61001	150+/-7	110	900	6	60*	180
820170200AI61001	170+/-7	130	900	6	60*	200

\* Cylinder bulb

Because of permanent improvement of our products, drawings, descriptions, features used on these data sheets are for guidance only and can be modified without prior advice

