

5

ULTIMHEAT®



PRESSURE SWITCHES

Air switches
Positive Pressure switches
Vacuum pressure switches
Differential pressure switches

Elastomer membrane types, medium pressure range
(20 to 1500 mbar)

The professional solution: an extended, rational, and consistent range of products

Technical catalogue for R&D department

Edition 31/05/2013



E-Mail: info@ultimheat.com Web: www.ultimheat.com




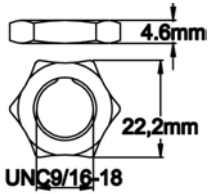

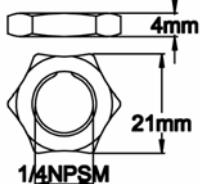

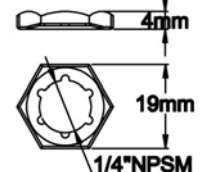

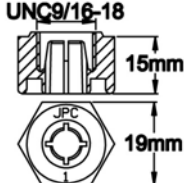

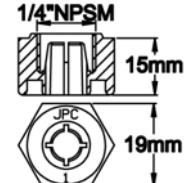

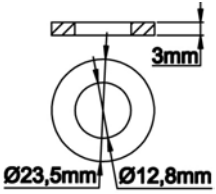

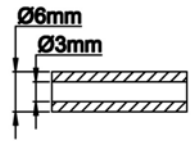

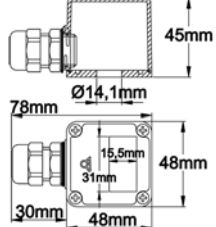

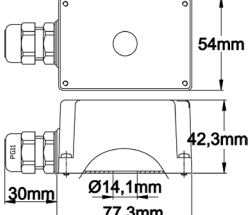
Pressure switches accessories






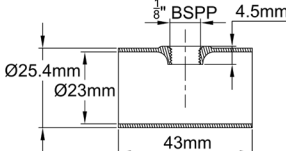

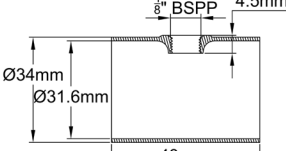

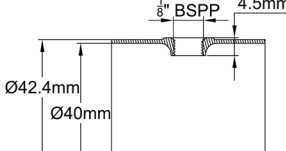

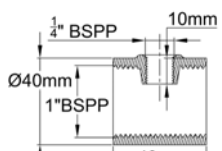

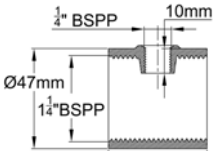

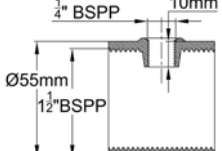

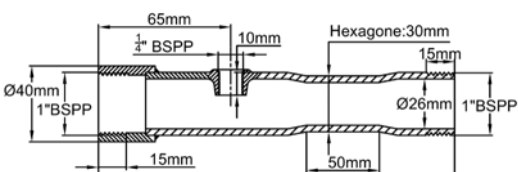

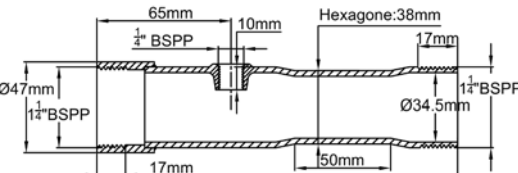

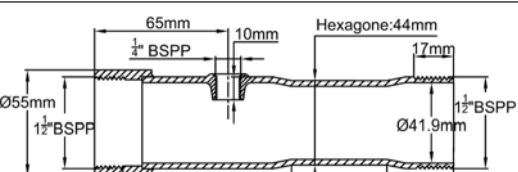
Nuts, gaskets, PVC tubes

En raison de l'évolution technique constante de nos produits, les plans, dessins, photos et caractéristiques repris dans les pages techniques sont communiqués sans engagement et peuvent être modifiés sans préavis

	 <p>UNC9/16-18</p>	<p>9/16-18 mounting nut, ABS, red</p> <p>Reference Z6VE1000350007A</p>
	 <p>1/4 NPSM</p>	<p>1/4" NPSM mounting nut, ABS, black</p> <p>Reference Z6VE1000350003A</p>
	 <p>1/4" NPSM</p>	<p>Self-locking 1/4" NPSM mounting nut, stainless steel</p> <p>Reference Z6VE1000350001A</p>
	 <p>UNC9/16-18</p> <p>JPC</p>	<p>9/16-18 tube securing nut, ABS, red</p> <p>Reference Z6VE1000350009A</p>
	 <p>1/4" NPSM</p> <p>JPC</p>	<p>1/4" NPSM tube securing nut, ABS, black</p> <p>Reference Z6VE1000350006A</p>
	 <p>Ø23,5mm Ø12,8mm</p>	<p>Waterproof adhesive foam gasket for 1/4" NPSM and 9/16-18 threads</p> <p>Reference Z6JO1000350001A</p>
	 <p>Ø6mm Ø3mm</p>	<p>1/8 ID x 1/4 OD soft PVC tube, black</p> <p>Reference Z6TU70000000000</p>
		<p>Black ABS housing 48x48x59 mm, IP54, with PG11 cable gland. Bottom side with 14.1 mm dia. hole for pressure switch, Fits types: ZE, ZA, ZF, ZG, ZB</p> <p>Reference 66FS04848590P002</p>
		<p>Black ABS housing, 76x55x50mm, IP20, with PG11 cable gland. Bottom side with 14.1 mm dia. hole for pressure switch, Fits types: ZP, ZQ, ZW, ZY, ZA, ZF, ZG, ZB</p> <p>Reference 66FS07655500P002</p>



Aisi 304 Stainless steel fittings and Tees* BSPP threads

		<p>Butt welding tee, 25.4x23 mm tube, length 43 mm, with 1/8"BSPP female thread</p> <p>Reference 66RRA1252343G81A</p>
		<p>Butt welding tee, 34 x 31.6 mm tube, length 48 mm, with 1/8"BSPP female thread</p> <p>Reference 66RRA1343248G81A</p>
		<p>Butt welding tee, 42.4 x 40 mm tube, length 50 mm, with 1/8"BSPP female thread</p> <p>Reference 66RRA1424050G81A</p>
		<p>1"BSPP x 1"BSPP female coupling, length 43 mm, with 1/8"BSPP female thread</p> <p>Reference 66RRA140G143G51A</p>
		<p>1"1/4 BSPP x 1"1/4 BSPP female coupling, length 48 mm, with 1/8"BSPP female thread</p> <p>Reference 66RRA147G448G51A</p>
		<p>1"1/2 BSPP x 1"1/2 BSPP female coupling, length 50 mm, with 1/8"BSPP female thread</p> <p>Reference 66RRA155G250G51A</p>
		<p>180 mm long 1"BSPP male x 1"BSPP female coupling, (To deport the pressure switch from heating zones), with 1/8"BSPP female thread</p> <p>Reference 66RRA140U1A8G51A</p>
		<p>180 mm long 1"1/4BSPP male x 1"1/4BSPP female coupling, (to deport the pressure switch from heating zones), with 1/8"BSPP female thread</p> <p>Reference 66RRA147U4A8G51A</p>
		<p>180 mm long 1"1/2BSPP male x 1"1/2BSPP female coupling, (to deport the pressure switch from heating zones), with 1/8"BSPP female thread</p> <p>Reference 66RRA155U2A8G51A</p>

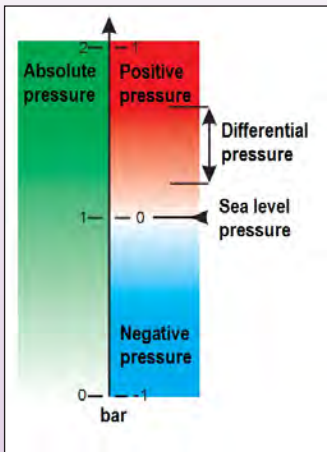
* These references are available on request in 316 or 316L stainless steel and with NPT threads (MOQ apply)



Absolute pressure, barometric pressure, negative pressure, differential pressure

1. Definitions

Although pressure is an absolute value, the current measures pressure, are usually made relative to ambient air pressure. In other cases, the measurements are compared to vacuum. This leads to confusion and errors



- The absolute pressure is the one that takes as its point zero the interstellar vacuum pressure. There is no negative pressure relative to this vacuum pressure
- Barometric pressure, also called relative pressure, which the zero point is taken at atmospheric pressure. The value, measured in absolute pressure of the atmospheric pressure is typically about 100 kPa at sea level, but varies with altitude and weather
- The negative-pressure is the pressure measured by regarding as zero the atmospheric pressure. It is expressed as the difference in pressure relative to atmospheric or barometric pressure and preceded by a minus sign.

The zero point reference used in pressure is often implied by the context, and is added only when clarification is needed. For example: The tire pressure and blood pressure are relative pressures by convention, while atmospheric pressure, the pressure of deep vacuum and altimeter pressure are absolute pressures.

The indication of moderate depression is often ambiguous, as with forgetfulness of the negative sign, it may represent an absolute pressure or a barometric pressure.

Thus, if the minus sign is forgotten, a vacuum of 25 kPa can be understood as an absolute pressure of 25 kPa (about 75 kPa below atmospheric pressure) or a barometric pressure of 25 kPa below atmospheric pressure

- The differential-pressure is the pressure difference between two points. Differential pressures are commonly used in industrial processes. Differential pressure switches and differential pressure gauges have two inlet ports, each connected to one of the volumes whose pressure is to be monitored.

2. Units

2-1 Legal Unit

Since 1971, the SI (International System of Units) unit of pressure is the Pascal (Pa), equal to one newton per square meter (N/m^2). This unit name is entered into force in 1971, and before that, pressure in SI was expressed in N/m^2 .

2-2 Traditional Units and notation

Sometimes the zero reference is shown in brackets after the unit, for example 101 kPa (abs).

The pound per square inch (PSI) is still widely used in the United States and Canada, specially for cars. A suffix is often placed behind PSI to indicate the zero reference measurement : PSIA for absolute, PSIG for barometric pressure, PSID for differential pressure.

Because pressure was once commonly measured by its ability to displace a column of liquid in a graduated glass tube, pressures are often expressed as a length in mm or inches of a particular fluid such as mercury (Hg) or water.

Although dated, these units are still used in many areas: Blood pressure is measured in millimeters of mercury in most parts of the world, and respiratory pressures expressed in centimeters of water are still common. Natural gas pressures in pipeline are measured in inches of water, expressed as "WC" ("water column"). In vacuum systems, the Torr (torr), the millimeters of mercury (mmHg) and inches of mercury (inHg) are most commonly used. Torr and mmHg usually indicates an absolute pressure, while inHg usually indicates a relative pressure

Atmospheric pressures are usually expressed in kPa (kilopascals), or atmospheres (atm), except in meteorology where the hectopascal (hPa) and millibar (mbar) are preferred.

2-3 Other older units of pressure

- The barye (BA), was defined as equal to 1 dyn/cm^2 in the former CGS unit system

- The technical atmosphere ("at") symbol) was defined as the pressure exerted by a column of water 10 meters: $1 \text{ "at"} = 98066.5 \text{ Pa}$

- The normal atmosphere (atm) was defined in 1954 as being equal to $1,013,250 \text{ dynes per cm}^2$ ($101,325 \text{ Pa}$). It corresponds to the pressure from a height of 760 mm of mercury at 0°C under normal acceleration of gravity (9.80665 m/s^2). It represents the average atmospheric pressure at sea level using the latitude of Paris. It was used in technical documents during the period 1960-1980.

- The Torr (torr), was defined as being equal to $1/760$ of an atmosphere, which was then represented by a column of mercury 760 mm

- Other hybrid units: mmHg/cm^2 or gram-force/cm^2 , the kg/cm^2 , he g/mol^2 .

For the record, the use of the kilogram, gram, kilogram force or gram force (or their symbols) as a unit of force is prohibited in the SI system as the unit of force is the Newton (N).



If you are using pressure switches on your devices, many components made by Ultimheat may also be used on them.



Room humidistats
(Catalogue N°8)



Room thermostat for incorporation on mounting boards or inside wall mounting housing (Catalogue N°2)



Waterproof silicone caps for sensors and wires output
(Catalogue N°2)



Humidistats for incorporation for humidifiers and dehumidifiers
(catalogue N°8)



Freeze detection fixed setting thermostats for incorporation
(catalogue N°3)



Vertical level switches
(Catalogue N°7)



Connection blocks made on customer specs (Catalogue N°10)





Stroke or paddle flow switches
(catalogue N°6)



Radiant and convection room temperature sensors (catalogue N°3)

Other catalogues

 **ULTIMHEAT** ¹





ELECTROMECHANICAL AND ELECTRONIC THERMOSTATS RANGE
for incorporation


For these thermostats incorporated inside various boxes, housing and cabinets: See catalogues N°2 and 3
Explosion proof versions: See catalogue N°4

The professional solution: an extended, rational, and consistent range of products

Technical catalogue for R&D department
Edition 15/11/2012

 E-Mail: info@ultimheat.com Web: www.ultimheat.com


 **ULTIMHEAT** ²



THERMOSTATS WITH INGRESS PROTECTION HOUSINGS
and connection boxes for heating elements

The professional solution: an extended, rational, and consistent range of products

Technical catalogue for R&D department
Edition 15/11/2012

 E-Mail: info@ultimheat.com Web: www.ultimheat.com

 **ULTIMHEAT** ³



INDUSTRIAL ELECTRONIC AND THERMOSTAT CONTROLS
electronic controllers, thermostatic control boxes, sub-assemblies and accessories for temperature control in electro-thermal equipment Y6-Y7-Y8 series

For:
Heat tracing, immersion heaters, Air heaters, Flexible surface heating elements, HVAC

The professional solution: an extended, rational, and consistent range of products

Technical catalogue for R&D department
Edition 15/11/2012

 E-Mail: info@ultimheat.com Web: www.ultimheat.com

 **ULTIMHEAT** ⁴




EXPLOSION PROOF THERMOSTATS
Types Y9

For industrial and high and applications in non-hazardous area: See our catalogue 3
For standard applications with ingress protection housing, in non-hazardous area: see our catalogue 2
For incorporation in non-hazardous area see our catalogue 1

The professional solution: an extended, rational, and consistent range of products

Technical catalogue for R&D department
Edition 15/11/2012

 E-Mail: info@ultimheat.com Web: www.ultimheat.com

 **ULTIMHEAT** ⁶



FLOW SWITCHES AND COMBINATION CONTROLS

The professional solution: an extended, rational, and consistent range of products

Technical catalogue for R&D department
Edition 15/11/2012

 E-Mail: info@ultimheat.com Web: www.ultimheat.com

 **ULTIMHEAT** ⁷



FLOAT LEVEL SWITCHES
Vertical and horizontal models
For OEM applications

The professional solution: an extended, rational, and consistent range of products

Technical catalogue for R&D department
Edition 15/11/2012

 E-Mail: info@ultimheat.com Web: www.ultimheat.com

 **ULTIMHEAT** ⁸



HUMIDISTATS
and Electronic humidity controls

The professional solution: an extended, rational, and consistent range of products

Technical catalogue for R&D department
Edition 15/11/2012

 E-Mail: info@ultimheat.com Web: www.ultimheat.com

 **ULTIMHEAT** ⁹





FIRE DETECTION FUSIBLE LINKS
A fusible link is a mechanical part that breaks at a preset temperature, they are used in fire detection system to open or close door, dampers, vents etc..., if ambient temperature rise upon a certain value.

The professional solution: an extended, rational, and consistent range of products

Technical catalogue for R&D department
Edition 15/11/2012

 E-Mail: info@ultimheat.com Web: www.ultimheat.com


 **ULTIMHEAT** ¹⁰



CERAMIC CONNECTION BLOCKS
and Special connectors

The professional solution: an extended, rational, and consistent range of products

Technical catalogue for R&D department
Edition 15/11/2012

 E-Mail: info@ultimheat.com Web: www.ultimheat.com

E-Mail : info@ultimheat.com Web: www.ultimheat.com

Distributor: