

# 2015 New products

## Elevated terminal connection blocks

### Types BE2, BE3, BE5, BE6

#### Applications

In electrothermal connection applications, especially in immersion heaters connection boxes appear specific constraints: high ambient temperature, frequent thermal cycles, and confined space around the ends of the heating elements and their terminals, making difficult to the user to make connections.

These terminals have been developed to address these constraints.

#### Main features, identical for all types

**Body:** Glass-filled Polyamide 66, UL94V, GWFI 960°C, ambient temperature up to 150°C.


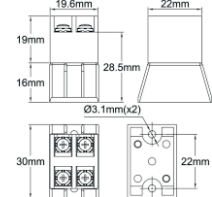

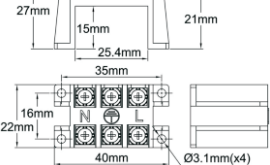

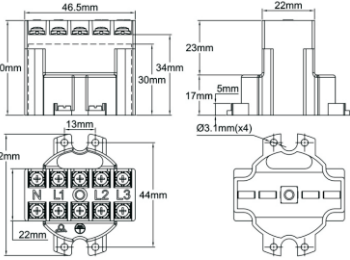

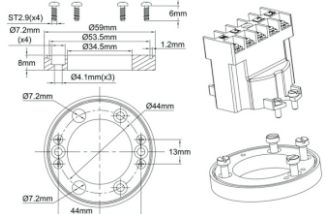

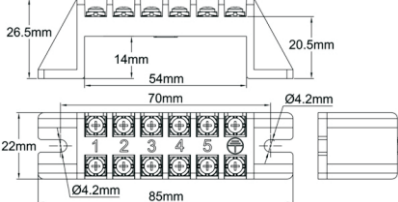
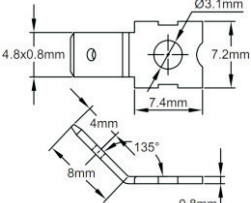
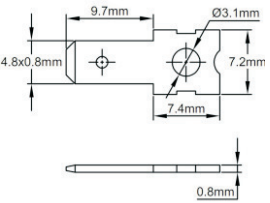
**Terminals:** M3 screw terminals with captive elastic notched washer, resistant to loosening from vibration or thermal cycling. These terminals can receive bare wire, or tinned, or equipped with cable shoes, fork terminals or eyelet terminals. M3 screw and the spring washer may be replaced by a 4.8x0.8 tab.

**Voltage:** 400V max.

**Wire gauge:** Each terminal accepts on each side two conductors from 0.5mm<sup>2</sup> to 2.5mm<sup>2</sup>.

**Maximum rating per terminal:** 24 Amp. Corresponding to 17°C self-heating in free air of the terminal. (Upon IEC60947-7)

**Mounting:** M3 screws or ST3.5 self-tapping screws

		<p>With less than 20mm wide, this 2 way connection block is designed for tightest spaces.</p> <p>Reference <b>BE2E000000HP000</b></p>						
		<p>This 3 way elevated connection block can be positioned above the wire exits of cartridge heaters</p> <p>Reference <b>BE3E3000000JP000</b></p>						
		<p>With its maximum size of 52mm diameter, this 5 way terminal block is compatible with the connections of 1 1/2" and M45 fittings.</p> <p>It fits inside the cylindrical housings of 52mm ID. An adaptor enables its mounting on the fittings. (See hereunder)</p> <p>The central earthing terminal allows direct connection to the brass fittings with central earth thread</p> <p>Reference <b>BE5E5000000KP000</b></p>						
		<p>Adaptator, is mounted under the connection block BE5E5000000KP000 with 4 self-tapping screws, and allows to mount the connection block on brass fittings with 3 screws M4 at 120° on a diameter of 44 mm</p> <p>Reference <b>BE2E000000HP000</b></p>						
		<p>This 6 way elevated terminal block can be positioned above tubular heater terminals, and it fits inside 105x105mm square aluminum and stainless steel housing and also inside the 100mm diameter plastic housing</p> <p>Reference <b>BE6E6000000MP000</b></p>						
		<p>4.8 x0.8 tabs, can be mounted on all terminals</p> <table border="1" data-bbox="951 1845 1423 1906"> <tr> <td>Reference</td> <td>4.8x0.8 angled 135°</td> <td>4.8x0.8 flat</td> </tr> <tr> <td></td> <td>BET47508135NP</td> <td>BET47508180NP</td> </tr> </table>	Reference	4.8x0.8 angled 135°	4.8x0.8 flat		BET47508135NP	BET47508180NP
Reference	4.8x0.8 angled 135°	4.8x0.8 flat						
	BET47508135NP	BET47508180NP						

Because of permanent improvement of our products, drawings, descriptions, features used on these data sheets are for guidance only and can be modified without prior advice