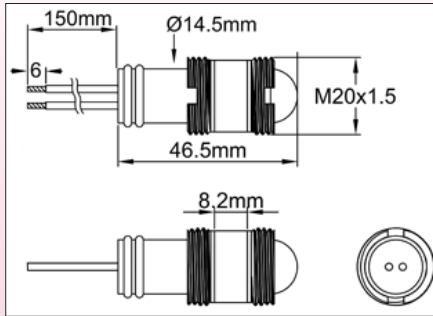



# Temperature sensors and line end pilot light

## Heating line end pilot light



This pilot light shows the presence of 230V at the end of a parallel heating cable. It is screwed on the insulation plate, or on any other outlet with M20x1.5 thread. The set includes an indicator light, two stainless steel washers and two M20x1.5 nuts

**Bulb type:** Neon

**Ingress protection:** IP65, molded translucent orange silicone

**Connection:** AWG18, FEP300V insulation, dia 1.9mm, 150 mm length It has a diameter 14 mm tip to connect with the filling kit type G (see assembly method on page 105)

<b>Ref. 230V</b>	6YL2023YF150R6
------------------	----------------

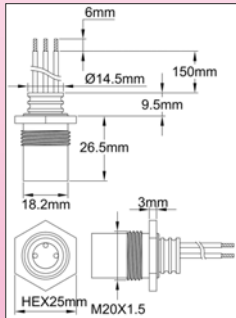
120V models : contact us

Other indicator lights : see page 80

Mounting on through insulation plate: see page 107

Assemblies on cables and wires: see page 105

## Pt100 sensor with M20x1.5 front fitting



3 wires Pt100 sensor in an anodized aluminum bolt.

*For temperature control of a pipe surface:* to be screwed on the mounting stand. The length of the conductor outputs allows direct connection into the control box via the M20 rear outlets, if this component is mounted on the same stand;

*For ambient temperature control:* to be screwed from the inside on a M20x1.5 rear outlet.

**Connection:** AWG18 wires, FEP, 300V, 150 mm length.

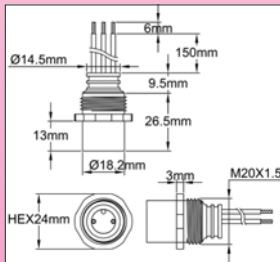
2 white AWG18 wires correspond to one pole of the Pt100, the blue wire to the other pole.

It is equipped with a tip (diameter 14 mm) to connect with the waterproof filling kit type G, if it is used at a greater distance from the box.

See assembling method on page 105

<b>Reference</b>	TSJBA265A0150BT6
------------------	------------------

## Pt100 sensor with M20x1.5 back fitting



3 wires Pt100 sensor in an anodized aluminum bolt.

*To measure the temperature outside of cabinet:* can be screwed directly to the rear outputs M20 thread or to the cable gland outlet board.

Can also be mounted on the insulation output plates or directly through the sheet into a dia. 20 mm hole, tightened with a cable gland nut

**Connection:** AWG18 wires, FEP, 300V, 150 mm length.

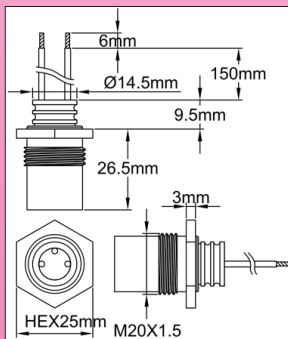
2 white AWG18 wires correspond to one pole of the Pt100, the blue wire to the other pole.

It is equipped with a tip (diameter 14 mm) to connect with the waterproof filling kit type G, if it is used at a greater distance from the box.

See assembling method on page 105

<b>Reference</b>	TSJBA266A0150BT6
------------------	------------------

## NTC thermistor with M20x1.5 front fitting



2 wires NTC in an anodized aluminum bolt

*For temperature control of a pipe surface:* to be screwed on the mounting stand. The length of the conductor outputs allows direct connection into the control box via the M20 rear outlets, if this component is mounted on the same stand;

*For ambient temperature control:* to be screwed from the inside on a M20x1.5 rear outlet.

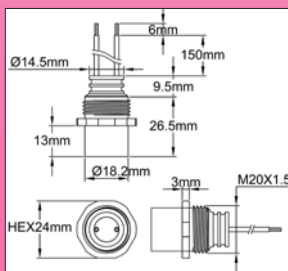
**Connection:** AWG18 white wires, FEP, 300V, 150 mm length.

Each lead wire corresponds to a pole of the NTC.

It is equipped with a tip (diameter 14 mm) to connect with the waterproof filling kit type G, if it is used at a greater distance from the box. See assembling method on page 105

Reference	Value A	Value B
TNJBA265265A01501R6	10 Kohms @25°C	3380
TMJBA265265A01501R6	3.3 Kohms @100°C	3970
TPJBA265265A01501R6	500 Kohms @25°C	4260

## NTC thermistor with M20x1.5 back fitting



2 wires NTC in an anodized aluminum bolt

*To measure the temperature outside of cabinet:* can be screwed directly to the rear outputs M20 thread or to the cable gland outlet board.

Can also be mounted on the insulation output plates or directly through the sheet into a dia. 20 mm hole, tightened with a cable gland nut

**Connection:** AWG18 white wires, FEP, 300V, 150 mm length.

Each lead wire corresponds to a pole of the NTC.

It is equipped with a tip (diameter 14 mm) to connect with the waterproof filling kit type G, if it is used at a greater distance from the box. See assembling method on page 105

Reference	Value A	Value B
TNJBA266265A01501R6	10 Kohms @25°C	3380
TMJBA266265A01501R6	3.3 Kohms @100°C	3970
TPJBA266265A01501R6	500 Kohms @25°C	4260

Because of permanent improvement of our products, drawings, descriptions, features used on these data sheets are for guidance only and can be modified without prior advice

