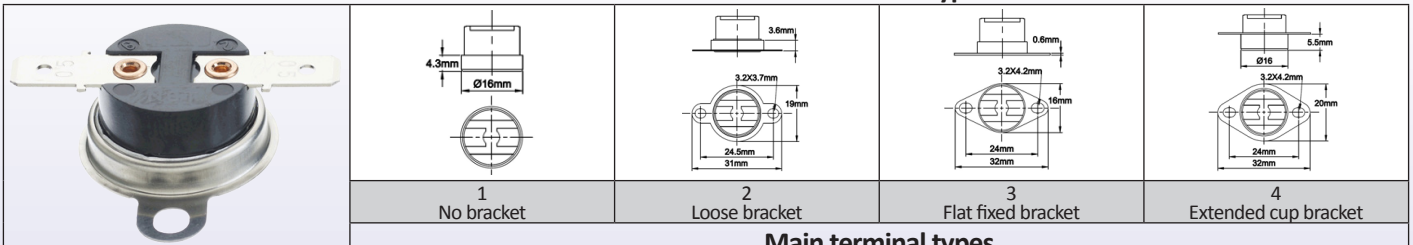


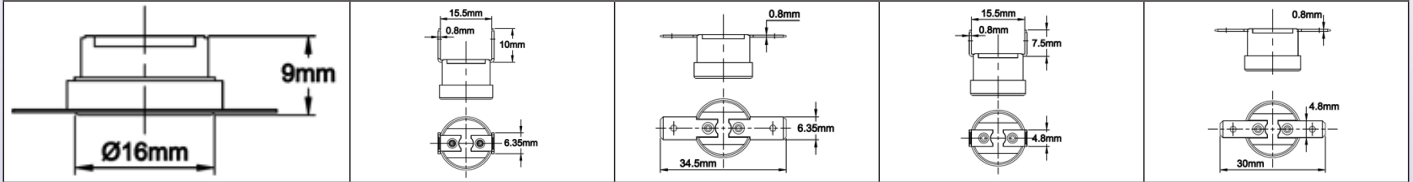
# Snap action 9 mm reduced thickness 1/2" disc thermostat, 10A 250V, type 4911

## DIMENSIONS

## Main bracket types

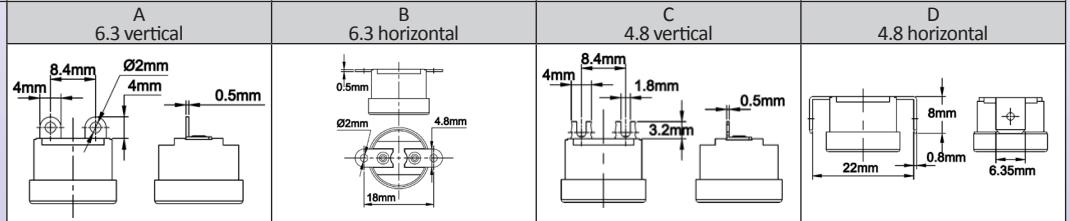


## Main terminal types

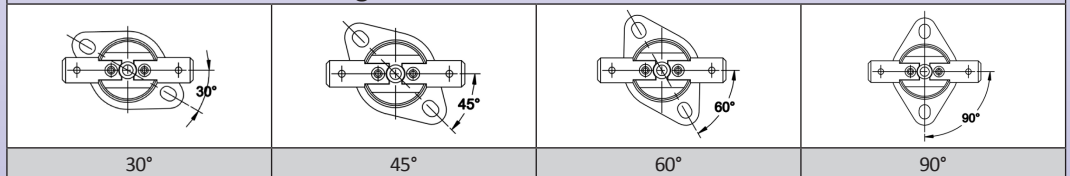


## TECHNICAL FEATURES

Case: Phenolic resin (ceramic on request)  
**Sensing element:** Bimetal disc  
**Calibration:** Factory fixed setting, from de -15 to +150°C, 5 to 302°F (200°C, 392°F with ceramic body). Not adjustable. Standard calibration tolerances  $\pm 4^\circ\text{C}$  to  $\pm 6^\circ\text{C}$ ,  $\pm 39.2^\circ\text{F}$  to  $42.8^\circ\text{F}$  upon models  
**Terminals:** 6.3 or 4.8 quick connect, or welding terminals  
**Differential:** Factory set, from 10°C to 25°C, 50°F to 77°F  
**Mounting:** with or without bracket  
**Main bracket models:**  
 • Loose bracket, two oval holes 3.2 x 3.5, for M3 screws, 24.5 mm distance  
 • Flat fixed bracket, two oval holes 3.2 x 3.5, for M3 screws, 24.5 mm distance  
 • Flat cup bracket, two oval holes 3.2 x 4.2, for M3 screws, 24 mm distance  
 • M4 or M5 center stud on request  
**Cap materials:** stainless steel (SS) or aluminum (AL)  
**Ratings:** 15A 125VAC, 10A 240VAC



## Angle between terminals and bracket



## MAIN REFERENCES (usually available from stock\*)

References	Open ** °C/°F	Tolerance $\pm$ °C/ $\pm$ °F	Close °C/°F	Tolerance $\pm$ °C/ $\pm$ °F	Bracket Nr	Bracket material	Terminal Nr	Angle terminal-bracket
4911NP03308CL6HF39	33/91.4	3/37.4	25/77	4/39.2	4	AL	B	90
4911SU04511CL6HF39	34/93.2	3/37.4	45/113	4/39.2	4	AL	B	90
4911SU04511CL6HM37	34/93.2	3/37.4	45/113	4/39.2	2	AL	B	N/A
4911NP03806CL6V037	38/100.4	3/37.4	32/89.6	4/39.2	1	AL	A	N/A
4911NP03806CCSV037	38/100.4	3/37.4	32/89.6	4/39.2	1	AL	E	N/A
4911NP03806CCSVM37	38/100.4	3/37.4	32/89.6	4/39.2	2	AL	E	N/A
4911NP04010DCSV037	40/104	3/37.4	30/86	4/39.2	1	AL	E	N/A
4911NP04010DCSVM37	40/104	3/37.4	30/86	4/39.2	2	AL	E	N/A
4911NP05010CL6HF39	50/122	3/37.4	40/104	4/39.2	4	AL	B	90
4911NP05010CL6H037	50/122	3/37.4	40/104	4/39.2	1	AL	B	N/A
4911NP05510DL6HF37	55/131	4/39.2	45/113	5/41	4	AL	B	90
4911NP06010CL6H037	60/140	3/37.4	50/122	4/39.2	1	AL	B	N/A
4911NP07010DL6H037	70/158	4/39.2	60/140	5/41	1	AL	B	N/A
4911NP07010DL6HF39	70/158	4/39.2	60/140	5/41	4	AL	B	90
4911NP07010DCSV037	70/158	4/39.2	60/140	5/41	1	AL	E	N/A
4911NP07010DCSVM37	70/158	4/39.2	60/140	5/41	2	AL	E	N/A
4911NP07510DCSV037	75/167	4/39.2	65/149	5/41	1	AL	E	N/A
4911NP07510DCSVM37	75/167	4/39.2	65/149	5/41	2	AL	E	N/A
4911NP08010DL6H037	80/176	3/37.4	70/158	4/39.2	1	AL	B	N/A
4911NP09015DCSVF39	90/194	4/39.2	75/167	5/41	4	AL	E	90
4911NP12514DL6VM37	125/257	5/41	111/231.8	6/42.8	2	AL	A	N/A
4911NP15023EL6VM37	150/302	6/42.8	141/285.8	7/44.6	2	AL	A	N/A
4910NP15514EL6VM37***	155/311	6/42.8	141/285.8	7/44.6	2	AL	A	N/A

\* Products usually available from stock in one of the Ultimheat Alliance members

\*\* Temperature in red= close on rise model

\*\*\* Ceramic body

These thermostats can be fitted inside various housings, overmolded and wired\*. Some examples:



\* These assemblies are made in the UL certified wiring harnesses production line of JPC

Unless exceptionally specified by this logo

products and components are made by Ultimheat alliance members.

Because of permanent improvement of our products, drawings, descriptions, features used on these data sheets are for guidance only and can be modified without prior advice

